

















IASL Profile --- Six for 2006

Section One - Demographics

Region:		Response Percent	Response Total
Northeast --- AEA 1, AEA 267		18.3%	17
Northwest -- AEA 8, AEA 4, AEA 12		11.8%	11
Southeast -- AEA 9, AEA 10, AEA 15, AEA 16		43%	40
Southwest -- AEA 13, AEA 14		8.6%	8
Central -- AEA 11		18.3%	17
Out of State		0%	0
Total # of respondents 93 . Statistics based on 93 respondents; 0 filtered; 0 skipped.			

Your Profession:		Response Percent	Response Total
Teacher/AEA Librarian		76.3%	71
Public Librarian		3.2%	3
Corporate Member of IASL		0%	0
University/College		3.2%	3
Other		17.2%	16
Total # of respondents 93 . Statistics based on 93 respondents; 0 filtered; 0 skipped.			

Teacher/AEA Librarian		Response Percent	Response Total
Elementary		27.1%	19
Junior High/Middle School		18.6%	13
High School		27.1%	19
K-8		1.4%	1
K-12		22.9%	16
District Coordinator		1.4%	1
AEA Library		8.6%	6
Total # of respondents 93 . Statistics based on 70 respondents; 0 filtered; 23 skipped.			

K-12 School Librarians - please type your district name. AEA Media - please type your AEA name.	Response Percent	Response Total
		68
Total # of respondents 93. Statistics based on 68 respondents; 0 filtered; 25 skipped.		







K-12 School Librarians - please type your city name.	Response Percent	Response Total
		61
Total # of respondents 93. Statistics based on 61 respondents; 0 filtered; 32 skipped.		












Type the name of your city where your public library is located.	Response Percent	Response Total
		3
Total # of respondents 93. Statistics based on 3 respondents; 0 filtered; 90 skipped.		







Location - Please type city and state.	Response Percent	Response Total
		0
Total # of respondents 93. Statistics based on 0 respondents; 0 filtered; 93 skipped.		

Please type the name of your organization.	Response Percent	Response Total
		0
Total # of respondents 93. Statistics based on 0 respondents; 0 filtered; 93 skipped.		

University / College Name:	Response Percent	Response Total
		1
Total # of respondents 93. Statistics based on 1 respondents; 0 filtered; 92 skipped.		

Prior to your library experience, please indicate the number of years you taught in the traditional school classroom.		Response Percent	Response Total
No classroom teaching experience		37.1%	26
1-5 Years		27.1%	19
6-10 Years		11.4%	8
11-15 Years		11.4%	8
16-20 Years		7.1%	5
21-25 Years		2.9%	2
26+ Years		1.4%	1
NA		1.4%	1
Total # of respondents 93 . Statistics based on 70 respondents; 0 filtered; 23 skipped.			

Please select the subject area(s) you taught in the classroom.		Response Percent	Response Total
PreK-3 Elementary		23.4%	11
4-6 Elementary		29.8%	14
English		46.8%	22
Math		10.6%	5
Science		4.3%	2
Social Studies (including Government, Psychology and history)		10.6%	5
Foreign Language		8.5%	4
Vocational Tech		0%	0
Business		0%	0
Family Consumer Science		0%	0
Music		4.3%	2
Art		4.3%	2
Physical Education		4.3%	2
Other		19.1%	9
Total # of respondents 93 . Statistics based on 47 respondents; 0 filtered; 46 skipped.			

Library Experience. Please indicate the number of years you have worked in the library.		Response Percent	Response Total
1-5 Years		9.2%	7
6-10 Years		19.7%	15
11-15 Years		26.3%	20
16-20 Years		9.2%	7
21-25 Years		7.9%	6
26+ Years		27.6%	21
NA		0%	0

Total # of respondents **93**. Statistics based on **76** respondents; **0** filtered; **17** skipped.











Section Two - Read!



Write the title of a great book you just recommended to a student.	Response Percent	Response Total
		86

Total # of respondents **93**. Statistics based on **86** respondents; **0** filtered; **7** skipped.

Give the title of a professional book you have shared recently with a teacher or fellow librarian.	Response Percent	Response Total
		67

Total # of respondents **93**. Statistics based on **67** respondents; **0** filtered; **26** skipped.

Please check the top two professional journals that you read most often:		Response Percent	Response Total
American Libraries		7.8%	7
Book Links		6.7%	6
Booklist		34.4%	31
Criticas		0%	0
English Journal		0%	0
Horn Book Magazine		3.3%	3
Knowledge Quest		4.4%	4
Library Journal		5.6%	5
LMC -- Library Media Connection		27.8%	25
Mathematics in the Middle School		0%	0
School Library Media Activities Monthly		15.6%	14
School Library Journal		55.6%	50
Science Books and Films		1.1%	1
Video Librarian		1.1%	1
Other		28.9%	26
Total # of respondents 93 . Statistics based on 90 respondents; 0 filtered; 3 skipped.			

Do you read these journals online?		Response Percent	Response Total
Yes		7.7%	7
No		92.3%	84
Total # of respondents 93 . Statistics based on 91 respondents; 0 filtered; 2 skipped.			








Section Three - Professional Membership







You are a member of IASL and ILA. Do you belong to any of the other professional organizations listed below? Please check all.		Response Percent	Response Total
ALA (American Library Association)		54.5%	36
AASL (American Association of School Librarians)		43.9%	29
ACRL (Association of College and Research Libraries)		3%	2
CYP (Children and Young People's Forum – formerly Youth Services)		9.1%	6
Iowa ACRL		3%	2
IRA (Iowa Reading Association)		10.6%	7
ISEA (Iowa State Education Association)		53%	35
ISTE (International Society for Technology in Education)		4.5%	3
ITEC (Iowa Technology and Education Connection)		7.6%	5
YALSA (Young Adult Library Services Association)		16.7%	11
Total # of respondents 93 . Statistics based on 66 respondents; 0 filtered; 27 skipped.			

Section Four - Professional Toolkit

As we look toward the future, what will teacher librarians need in their toolkit for the 21st century. Please describe one skill that you think will be vital.		Response Percent	Response Total
			87
Total # of respondents 93 . Statistics based on 87 respondents; 0 filtered; 6 skipped.			

Section Five - Your Passion

IASL has five committees: Advocacy, Awards, Governmental Affairs, Professional Development, Publications. The two At-Large Members work with ILA on their committees for Intellectual Freedom or Public Relations.		Response Percent	Response Total
Please provide your input (a short comment or question) on the one topic that interests you the most. Select only one and write in the space provided.			
Advocacy		16.7%	12
Awards		22.2%	16
Governmental Affairs		2.8%	2
Professional Development		43.1%	31
Publications		2.8%	2
Intellectual Freedom		8.3%	6
Public Relations		4.2%	3
Comments			47
Total # of respondents 93 . Statistics based on 72 respondents; 0 filtered; 21 skipped.			

If you are able to volunteer, please check the area of interest.		Response Percent	Response Total
Advocacy		14.7%	5
Awards		32.4%	11
Governmental Affairs		0%	0
Publications		5.9%	2
Professional Development		26.5%	9
Intellectual Freedom (ILA)		8.8%	3
Public Relations (ILA)		11.8%	4
Total # of respondents 93 . Statistics based on 34 respondents; 0 filtered; 59 skipped.			

Section Six - Have You Ever?

Please check all that apply. Have you ever?	Response Percent	Response Total
Ordered from Amazon.com	90.1%	82
Sold an item on eBay	16.5%	15
Used an iPod	26.4%	24
Created a Website	67%	61
Written CYA in an instant message	6.6%	6
Used an electronic discussion board	64.8%	59
Listened to an audio book in the car after you arrived at your destination.	61.5%	56
Contacted your legislator on library topics	79.1%	72
Re-read one of the Harry Potter books	23.1%	21
Read for one of the IASL book award committees -- Iowa Children's Choice Award / Iowa Teen Award / Iowa High School Book Award	56%	51
Taken an online class	50.5%	46
Belonged to a book club in your community	51.6%	47
Taught a professional development class	50.5%	46
Gone fly fishing	6.6%	6
Set the clock in your VCR	90.1%	82
Participated in a long race (10K, half marathon, marathon...)	5.5%	5
Published a book	8.8%	8
Been a community leader for a group such as Scouts, 4-H, Big Brother/Big Sister.....	53.8%	49
Used a PDA or electronic calendar.	37.4%	34
Thought about re-reading one of the Harry Potter books	48.4%	44

